

# NEW MEDLEY®

Education today requires technology, so the New Medley Series of training tables features three wire-management solutions for students and teachers. Each has its own unique method of handling cords and cables neatly and efficiently. They also provide practical functionality, quick-change mobility and height adjustability. Constructed of commercial-grade

materials, they are sturdy, stand up to heavy use, and come in a flexible range of widths, depths and configurations. Optional casters make tables easy to rearrange for changing lesson plans and group projects. Just as important, New Medley offers fixed- and adjustable-height leg options to fit multiple age groups and ADA requirements. Smart and simple,

New Medley gives students and teachers exactly what they need when they need it. And now, New Medley is outfitted in the izzy+ flavors palette of materials and colors, bringing a fresh new look to an all time favorite.

## MODEL NUMBER BUILD

CCFLAA2460	Dover White	2MM	Brown	Alloy	Grommets – G2
1. Model #	2.	3.	4.	5.	6.

## SPECIFY

1. Model Number	2. TOP COLOR LAMINATE	3. EDGE TYPE	5. PAINT FINISH	6. OPTIONS
1. Model Number	<b>Core Solid</b> LBT Dover White LDM Pearl LB4 Folkstone LDQ Platinum LCB Earth LDA Citadel LCD Graphite LAS Black  <b>Classic Pattern</b> LRP Grey Mesh LRC Pewter Mesh LPD Platinum Drops LWH White Drops LNT Neutral Twill LSR Sarum Twill  <b>Classic Wood Grain</b> LTS Fusion Maple LSV Monticello Maple LS2 Huntington Maple LXW Wild Cherry LS4 Versailles Anigre LTW Empire Mahogany LVK Montana Walnut LT6 Hemlock  <b>Evolving Wood Grain</b> LCC Smoky Brown Pear LZ7 White Ash LZ8 Weathered Ash LZ9 Natural Ash LCH Cherry Riftwood	2MM ABS Edgeband T-Mold  <b>4. 2MM EDGE COLOR</b>  <b>Core Solid</b> E30 White E31 Neutral White E33 Folkstone E32 Platinum E39 Earth E38 Brown E36 Citadel E35 Graphite E37 Black E34 Satin Silver  <b>Classic Wood Grain</b> E41 Fusion Maple E42 Monticello Maple E43 Huntington Maple E44 Wild Cherry E45 Versailles Anigre E40 Empire Mahogany E47 Montana Walnut E46 Hemlock  <b>4. SMOOTH T-MOLD COLOR</b> V39 Earth V36 Citadel V35 Graphite V37 Black	P07 White P06 Silver P09 Charcoal P10 Black P11 Alloy	C Casters TP Travel Pack G1 One Grommet, centered G2 Two Grommets, at each end
2. Top Color				
3. Edge Type				
4. Edge Color				
5. Paint Finish				
6. Options				

## CONSTRUCTION/FEATURES

- 1/4" thick high-pressure laminate top with T-mold or 2mm ABS edgeband
- Metal base (1" x 2" leg & feet) & modesty panel with powder coated paint finish
- Feet have black contour end caps and adjustable glides
- 1" x 1" metal support bar on 60", 66" & 72"
- Adjustable height models from 24" to 32"
- DU Pedestals cannot be used with New Medley

## OPTIONS

- 3" casters (does not change table height) (+\$41) place a "C" after model #
- Wire management tray (WM9)
- Vertical wire management cord cover (CCFLWVM)
- Ganging kit connecting tables end to end
- Grommets: G1 – one grommet, centered (+\$22); G2 – two grommets, at each end (+\$43) (60"-72")

## SPECIFY

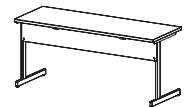
1. Model Number
2. Top Color
3. Edge Type & Color
4. Paint Finish
5. Options

## STANDARD PRODUCT

- 29" fixed or height-adjustable table with modesty panel and glides, no grommets

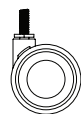
## Fixed Height (29") Table with Modesty Panel

MODEL NUMBER	NOMINAL DIM.			TOTAL WT.	CUBIC FEET	T-MOLD LIST PRICE	2MM LIST PRICE
	D	W	H				
CCFL 20309*	20	30	29	44	2.2	\$ 447	\$ 447
CCFL 20369*	20	36	29	51	2.7	466	466
CCFL 20429*	20	42	29	58	3.2	501	501
CCFL 20489**	20	48	29	64	3.7	515	515
CCFL 20609	20	60	29	78	4.7	536	536
CCFL 20669	20	66	29	85	5.2	613	613
CCFL 20729	20	72	29	92	5.7	613	613
CCFL 24309*	24	30	29	48	2.8	448	448
CCFL 24369**	24	36	29	55	3.3	468	468
CCFL 24429**	24	42	29	62	3.8	507	507
CCFL 24489**	24	48	29	69	4.3	523	523
CCFL 24609	24	60	29	83	5.3	565	565
CCFL 24669	24	66	29	90	5.8	644	644
CCFL 24729	24	72	29	97	6.3	644	644
CCFL 30309*	30	30	29	60	3.8	484	484
CCFL 30369**	30	36	29	60	3.8	496	496
CCFL 30429**	30	42	29	67	4.3	530	530
CCFL 30489**	30	48	29	74	4.8	547	547
CCFL 30609	30	60	29	88	5.8	619	619
CCFL 30669	30	66	29	95	6.3	682	682
CCFL 30729	30	72	29	102	6.8	682	682



## Options

OPTION CODE	DESCRIPTION	LIST PRICE
C	3" Caster (2 locking, 2 non-locking)	\$ 41
G1	One grommet, centered (any table size)	22
G2	Two grommets, one at each end (60"-72" tables)	43

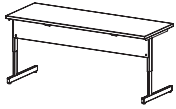


\*UPSable

\*\*UPSable with travel pack + \$8 net (place a "TP" after model number and indicate UPS as preferred shipping method)

# NEW MEDLEY®

## Height Adjustable Table with Modesty Panel



MODEL NUMBER	NOMINAL DIM.			TOTAL WT.	CUBIC FEET	T-MOLD LIST PRICE	2MM LIST PRICE
	D	W	H				
CCFLAA 2030*	20	30	24-32	44	2.3	\$ 471	\$ 471
CCFLAA 2036*	20	36	24-32	51	2.8	475	475
CCFLAA 2042**	20	42	24-32	58	3.3	534	534
CCFLAA 2048**	20	48	24-32	64	3.8	536	536
CCFLAA 2060	20	60	24-32	78	4.8	541	541
CCFLAA 2066	20	66	24-32	85	5.3	656	656
CCFLAA 2072	20	72	24-32	92	5.8	656	656
CCFLAA 2430*	24	30	24-32	48	2.8	475	475
CCFLAA 2436**	24	36	24-32	55	3.3	477	477
CCFLAA 2442**	24	42	24-32	62	3.8	547	547
CCFLAA 2448**	24	48	24-32	69	4.3	556	556
CCFLAA 2460	24	60	24-32	83	5.3	584	584
CCFLAA 2466	24	66	24-32	90	5.8	703	703
CCFLAA 2472	24	72	24-32	97	6.3	703	703
CCFLAA 3030**	30	30	24-32	60	3.8	462	462
CCFLAA 3036**	30	36	24-32	60	3.8	501	501
CCFLAA 3042**	30	42	24-32	67	4.3	573	573
CCFLAA 3048**	30	48	24-32	74	4.8	604	604
CCFLAA 3060	30	60	24-32	88	5.8	671	671
CCFLAA 3066	30	66	24-32	95	6.3	745	745
CCFLAA 3072	30	72	24-32	102	6.8	745	745

\*UPSable

\*\*UPSable with travel pack + \$8 net (place a "TP" after model number)

## CONSTRUCTION/FEATURES

- 1/4" thick high-pressure laminate top with T-mold or 2mm ABS edgeband
- Metal base (1" x 2" leg & feet) & modesty panel with powder coated paint finish
- Feet have black contour end caps and adjustable glides
- 1" x 1" metal support bar on 60", 66" & 72"
- Adjustable height models from 24" to 32"
- Horizontal wire management tray with open ends. Use for optional power, data or lay-in cords see New Medley Electrical System section
- DU Pedestals cannot be used with New Medley

## OPTIONS

- 3" casters (does not change table height) (+\$41) place a "C" after model #
- End caps (with grommet) for horizontal wire management tray
- Ganging kit connecting tables end to end
- Grommets: G1 – one grommet, centered (+\$22); G2 – two grommets, at each end (+\$43) (60"-72")

## SPECIFY


1. Model Number
2. Top Color
3. Edge Type & Color
4. Paint Finish
5. Options

## STANDARD PRODUCT

- 29" fixed or height-adjustable table with wire management tray and glides, no grommets

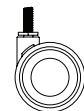
## Fixed Height (29") Table with Wire Management Tray

MODEL NUMBER	NOMINAL DIM.			TOTAL WT.	CUBIC FEET	T-MOLD LIST PRICE	2MM LIST PRICE
	D	W	H				
CCFLW 20309*	20	30	29	44	2.2	\$ 502	\$ 502
CCFLW 20369*	20	36	29	51	2.7	527	527
CCFLW 20429*	20	42	29	58	3.2	568	568
CCFLW 20489**	20	48	29	64	3.7	583	583
CCFLW 20609	20	60	29	78	4.7	608	608
CCFLW 20669	20	66	29	85	5.2	677	677
CCFLW 20729	20	72	29	92	5.7	677	677
CCFLW 24309**	24	30	29	48	2.8	504	504
CCFLW 24369**	24	36	29	55	3.3	528	528
CCFLW 24429**	24	42	29	62	3.8	569	569
CCFLW 24489**	24	48	29	69	4.3	592	592
CCFLW 24609	24	60	29	83	5.3	642	642
CCFLW 24669	24	66	29	90	5.8	711	711
CCFLW 24729	24	72	29	97	6.3	711	711
CCFLW 30309**	30	30	29	60	3.8	523	523
CCFLW 30369**	30	36	29	60	3.8	564	564
CCFLW 30429**	30	42	29	67	4.3	602	602
CCFLW 30489**	30	48	29	74	4.8	622	622
CCFLW 30609	30	60	29	88	5.8	707	707
CCFLW 30669	30	66	29	95	6.3	756	756
CCFLW 30729	30	72	29	102	6.8	756	756



## Options

OPTION CODE	DESCRIPTION	LIST PRICE
C	3" Caster (2 locking, 2 non-locking)	\$ 41
G1	One grommet, centered (any table size)	22
G2	Two grommets, one at each end (60"-72" tables)	43

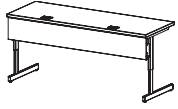


\*UPSable

\*\*UPSable with travel pack + \$8 net (place a "TP" after model number and indicate UPS as preferred shipping method)

# NEW MEDLEY®

## Height Adjustable Table with Wire Management Tray



MODEL NUMBER	NOMINAL DIM.			TOTAL WT.	CUBIC FEET	T-MOLD LIST PRICE	2MM LIST PRICE
	D	W	H				
CCFLWAA 2030*	20	30	24-32	44	2.3	\$ 531	\$ 531
CCFLWAA 2036*	20	36	24-32	51	2.8	536	536
CCFLWAA 2042**	20	42	24-32	58	3.3	606	606
CCFLWAA 2048**	20	48	24-32	64	3.8	608	608
CCFLWAA 2060	20	60	24-32	78	4.8	615	615
CCFLWAA 2066	20	66	24-32	85	5.3	726	726
CCFLWAA 2072	20	72	24-32	92	5.8	726	726
CCFLWAA 2430*	24	30	24-32	48	2.8	536	536
CCFLWAA 2436**	24	36	24-32	55	3.3	540	540
CCFLWAA 2442**	24	42	24-32	62	3.8	622	622
CCFLWAA 2448**	24	48	24-32	69	4.3	630	630
CCFLWAA 2460	24	60	24-32	83	5.3	666	666
CCFLWAA 2466	24	66	24-32	90	5.8	781	781
CCFLWAA 2472	24	72	24-32	97	6.3	781	781
CCFLWAA 3030**	30	30	24-32	60	3.8	534	534
CCFLWAA 3036**	30	36	24-32	60	3.8	568	568
CCFLWAA 3042**	30	42	24-32	67	4.3	652	652
CCFLWAA 3048**	30	48	24-32	74	4.8	688	688
CCFLWAA 3060	30	60	24-32	88	5.8	767	767
CCFLWAA 3066	30	66	24-32	95	6.3	832	832
CCFLWAA 3072	30	72	24-32	102	6.8	832	832

\*UPSable

\*\*UPSable with travel pack + \$8 net (place a "TP" after model number)

## CONSTRUCTION/FEATURES

- 1/4" thick high-pressure laminate top with T-mold or 2mm ABS edgeband
- Metal base (1" x 2" leg & feet) & modesty panel with powder coated paint finish
- Feet have black contour end caps and adjustable glides on foot
- 1" x 1" metal support bar on 60", 66" & 72"
- Adjustable height models from 24" to 32"
- Secure horizontal wire management box: 9" height with locking, hinged locking door, end cap (with grommet) for side to side channeling of cords. Use for optional power, data or lay-in cords see New Medley Electrical System section. Box has closed ends with grommets
- DU Pedestals cannot be used with New Medley

## OPTIONS

- 3" casters (does not change table height) (+\$41) place a "C" after model #
- Ganging kit connecting tables end to end
- Vertical wire management cord cover - CCFLWMM

## SPECIFY

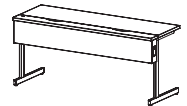
1. Model Number
2. Top Color
3. Edge Type & Color
4. Paint Finish
5. Options

## STANDARD PRODUCT

- 29" fixed or height-adjustable table with secure wire management tray and glides

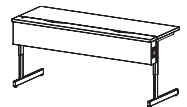
## Fixed Height (29") Table with Secure Wire Management Tray

MODEL NUMBER	NOMINAL DIM.			TOTAL WT.	CUBIC FEET	T-MOLD LIST PRICE	2MM LIST PRICE
	D	W	H				
CCFLFT 24309*	24	30	29	53	2.8	\$ 761	\$ 761
CCFLFT 24369**	24	36	29	61	3.3	778	778
CCFLFT 24429**	24	42	29	69	3.8	861	861
CCFLFT 24489**	24	48	29	77	4.3	870	870
CCFLFT 24609	24	60	29	92	5.3	916	916
CCFLFT 24669	24	66	29	100	5.8	1063	1063
CCFLFT 24729	24	72	29	108	6.3	1063	1063
CCFLFT 30309**	30	30	29	70	4.1	741	741
CCFLFT 30369**	30	36	29	70	4.1	789	789
CCFLFT 30429**	30	42	29	77	4.6	867	867
CCFLFT 30489**	30	48	29	85	5.1	916	916
CCFLFT 30609	30	60	29	101	6.1	992	992
CCFLFT 30669	30	66	29	108	6.6	1113	1113
CCFLFT 30729	30	72	29	116	7.1	1113	1113



## Height Adjustable Table with Secure Wire Management Tray

MODEL NUMBER	NOMINAL DIM.			TOTAL WT.	CUBIC FEET	T-MOLD LIST PRICE	2MM LIST PRICE
	D	W	H				
CCFLFTAA 2430*	24	30	24-32	50	2.8	\$ 792	\$ 792
CCFLFTAA 2436**	24	36	24-32	59	3.3	796	796
CCFLFTAA 2442**	24	42	24-32	65	3.8	886	886
CCFLFTAA 2448**	24	48	24-32	74	4.3	895	895
CCFLFTAA 2460	24	60	24-32	88	5.3	944	944
CCFLFTAA 2466	24	66	24-32	95	5.8	1098	1098
CCFLFTAA 2472	24	72	24-32	103	6.3	1098	1098
CCFLFTAA 3030**	30	30	24-32	55	3.0	763	763
CCFLFTAA 3036**	30	36	24-32	68	3.8	810	810
CCFLFTAA 3042**	30	42	24-32	74	4.3	906	906
CCFLFTAA 3048**	30	48	24-32	83	4.8	948	948
CCFLFTAA 3060	30	60	24-32	97	5.8	1041	1041
CCFLFTAA 3066	30	66	24-32	104	6.3	1147	1147
CCFLFTAA 3072	30	72	24-32	112	6.8	1147	1147

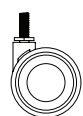


## Options

OPTION CODE	DESCRIPTION	LIST PRICE
C	3" Caster (2 locking, 2 non-locking)	\$ 41

\*UPSable

\*\*UPSable with travel pack + \$8 net (place a "TP" after model number and indicate UPS as preferred shipping method)



# NEW MEDLEY®

## Computer Centers

### CONSTRUCTION/FEATURES

- 1¼" thick high-pressure laminate top with T-mold
- Metal base (1" x 2" leg & feet) & modesty panel with powder coated paint finish
- Feet have black contour end caps and adjustable glides
- Fixed 29" and height adjustable models from 24" to 32"
- Vertical wire management channel: 5¾" D x 13½" W, accepts most power strips

### OPTIONS

- 3" casters (do not change workstation height) (+\$82) place a "C" after model #
- Ganging kit connecting workstations, back to back
- Accessory shelf, same construction as worksurface

### SPECIFY

1. Model Number
2. Top Color
3. Edge Color
4. Paint Finish
5. Options

## Fixed Height Computer Center

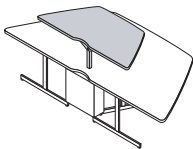


MODEL NUMBER	NOMINAL DIM.			TOTAL WT.	CUBIC FEET	T-MOLD LIST PRICE
	D	W	H			
CFLCC 9	42	96	29	186	13.3	\$ 1372

## Adjustable Height Computer Center

MODEL NUMBER	NOMINAL DIM.			TOTAL WT.	CUBIC FEET	T-MOLD LIST PRICE
	D	W	H			
CFLCCAA	42	96	24-32	186	13.3	\$ 1436

## Computer Center with Optional Shelf



MODEL NUMBER	NOMINAL DIM.			TOTAL WT.	CUBIC FEET	T-MOLD LIST PRICE
	D	W	H			
CFLCCGANG*	GANGER KIT			3	0.5	\$ 44
CFLCCSHELF	24	56	16-22	62	5.4	613

\*UPSable

\*\*UPSable with travel pack + \$8 net (place a "TP" after model number and indicate UPS as preferred shipping method)

### CONSTRUCTION/FEATURES

- 1¼" thick high-pressure laminate top with T-mold
- Metal single post base with powder coated paint finish
- Feet have black contour end caps and adjustable glides

### SPECIFY

1. Model Number
2. Top Color
3. Edge Type & Color
4. Paint Finish

MODEL NUMBER	NOMINAL DIM.			TOTAL WT.	CUBIC FEET	T-MOLD LIST PRICE
	D	W	H			
CFLW 2036 9	20	36	29	44	3.5	\$ 454
CFLW 2042 9	20	42	29	55	4.2	474
CFLW 2436 9	24	36	29	47	3.5	490
CFLW 2442 9	24	42	29	62	4.2	511
CFLW 3036 9	30	36	29	47	3.5	562
CFLW 3042 9	30	42	29	62	4.2	582

### For 20" Tables

CFLW 9020*	20	20		10	2.0	141
------------	----	----	--	----	-----	-----

### For 24" Tables

CFLW 9024*	24	24		15	2.0	176
------------	----	----	--	----	-----	-----

### For 30" Tables

CFLW 9030*	30	30		25	2.5	176
------------	----	----	--	----	-----	-----

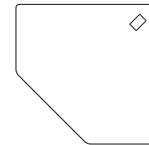
### For 24" Tables

CFLW 2424 9*	24	24	26/29	24	2.0	354
--------------	----	----	-------	----	-----	-----

### For 30" Tables

CFLW 3030 9*	30	30	26/29	34	2.5	354
--------------	----	----	-------	----	-----	-----

- Woodgrain laminate direction is diagonal on CFLW corners
- 1¼" square post standard on corners and squares
- All wedges sent with (2) 18" flat plates



Corner



90°



Square

\*UPSable

\*\*UPSable with travel pack + \$8 net (place a "TP" after model number and indicate UPS as preferred shipping method)



# NEW MEDLEY®

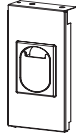
## END CAP

### CONSTRUCTION/FEATURES

- To close wire management tray on CCFLW series
- Sold in pairs

### SPECIFY

1. Model Number
2. Paint Color



MODEL NUMBER	DESCRIPTION	TOTAL WT.	LIST PRICE
CCFLWEC	End cap w/grommet	0.5	\$ 42

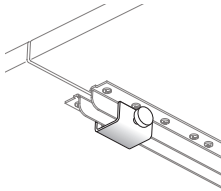
## NEW MEDLEY GANGER KIT

### CONSTRUCTION/FEATURES

- Set of 2 use 1 front and 1 rear; black only,
- Use with CCFL, CCFLW & CCFLFT

### SPECIFY

1. Model Number



MODEL NUMBER	TOTAL WT.	LIST PRICE
CCFL GANG	0.5	\$ 66

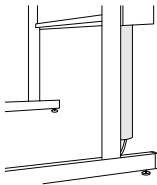
## VERTICAL WIRE MANAGEMENT CORD COVER

### CONSTRUCTION/FEATURES

- Use 1 per leg
- Use with CCFL, CCFLW & CCFLFT

### SPECIFY

1. Model Number
2. Paint Color



MODEL NUMBER	USAGE	TOTAL WT.	LIST PRICE
CCFLWWM-6	for adult adjustable with/without casters	0.5	\$ 32
CCFLWWM-11	for 29" fixed with casters	0.5	32
CCFLWWM-14	for 29" with glides	0.5	32

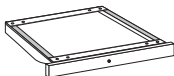
## LOCKING CENTER DRAWER

### CONSTRUCTION/FEATURES

- All metal construction
- UPS able (shown with \*)

### SPECIFY

1. Model Number
2. Paint Color



MODEL NUMBER	NOMINAL DIM.			TOTAL WT.	CUBIC FEET	LIST PRICE
	D	W	H			
CD*	18	19 <sup>7</sup> / <sub>8</sub>	2 <sup>1</sup> / <sub>2</sub>	5	1.0	\$ 252

# NEW MEDLEY®

## BLACK PLASTIC LOCKING CENTER DRAWER

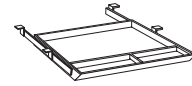
### CONSTRUCTION/FEATURES

- UPSable (shown with \*)

### SPECIFY

1. Model Number

MODEL NUMBER	NOMINAL DIM.			TOTAL WT.	CUBIC FEET	LIST PRICE
	D	W	H			
CDP*	16 $\frac{7}{8}$	23 $\frac{1}{4}$	2	7	1.3	\$ 95



## WIRE MANAGEMENT TRAY

### CONSTRUCTION/FEATURES

- Available in black only
- UPSable (shown with \*)

### SPECIFY

1. Model Number

MODEL NUMBER	DESCRIPTION	LENGTH	TOTAL WT.	CUBIC FEET	LIST PRICE
WM9*	1 for 24"-36" width table	9"	2	.5	\$ 22
	2 for 36"-42" width table				
	3 for 48"-72" width table				



## BRACKETS AND CASTERS

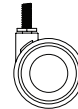
### CONSTRUCTION/FEATURES

- UPSable (shown with \*)

### SPECIFY

1. Model Number

MODEL NUMBER	DESCRIPTION	TOTAL WT.	CUBIC FEET	LIST PRICE
CFLCASTER*	For New Medley only (3 inch) (4-pack, 2 locking, 2 non-locking; increases height)	2	1.0	\$ 48
CFFLATBRKT*	16" Flat Plate (galvanized)	1	0.5	21



# NEW MEDLEY®

## Electrical System for Use with New Medley Rectangular Tables

Byrne Electrical's 4-Trac System® is a UL listed, Manufactured Wiring System. 4-Trac® features a low profile, 4-wire, 2 circuit system that provides 20 amps of power per circuit. 4-Trac® meets the requirements of UL 183 and National Electric Code Article 604. It also complies with municipal standards such as New York, Los Angeles and San Francisco. It is, however, the customer's responsibility to ensure installation of the system is in compliance with all local, regional and national codes. A licensed electrician is required to make all connections to the building power supply. This electrical system is not intended for use with any ABCO Modular Furniture Series.

### GENERAL RULES FOR THE SPECIFICATION OF CIRCUITS

- Up to four computers (tower and monitor combined) per circuit
- Eight laptops per circuit
- Subtract one computer (tower and monitor combined) or laptop if adding a printer

If exceeding the above numbers in a row, Circuit II must be added. Use the same quantities for specification of Circuit II. A Hardwire Infeed must be specified when using Circuits I and II together. In addition, verify with building engineering staff two circuits of electrical power are available at infeed sight. Circuit I is standard for the Power Table Kits. To specify Circuit II, order Circuit II Power Table Kits. Power Table Kits and Table Jumpers are designed for use with many different size tables in the same row.

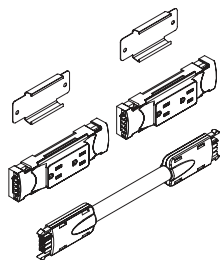
### POWER TABLE KITS

#### CONSTRUCTION/FEATURES

- Power Table Kits are ordered based on table width
- Each Power Table Kit 30"-72" includes:
  - (2) Circuit I duplex receptacles, (1) duplex connecting harness and
  - (2) duplex receptacle mounting brackets.
- 24" Table Kit includes: (1) Circuit I duplex receptacle and (1) duplex receptacle mounting bracket.
- Center of the power table kit is aligned with the center of the table.
- Ex: For a 36" wide table, specify the BEPTK-136 kit.

#### SPECIFY

1. Model Number



MODEL NUMBER	TABLE WIDTH	TOTAL WT.	LIST PRICE
<b>Circuit I Power Table Kits</b>			
BEPTK-I30	30"	.65	\$ 114
BEPTK-I36	36"	.75	149
BEPTK-I42	42"	.85	152
BEPTK-I48	48"	.95	155
BEPTK-I60	60"	1.15	163
BEPTK-I66	66"	1.25	166
BEPTK-I72	72"	1.35	170
<b>Circuit II Power Table Kits</b>			
BEPTK-II30	30"	.65	114
BEPTK-II36	36"	.75	149
BEPTK-II42	42"	.85	152
BEPTK-II48	48"	.95	155
BEPTK-II60	60"	1.15	163
BEPTK-II66	66"	1.25	166
BEPTK-II72	72"	1.35	170

## TABLE JUMPER

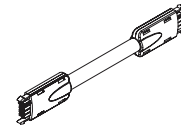
### CONSTRUCTION/FEATURES

- Required to connect power from one table to another
- 18" table jumper connects power in rows when tables are side by side
- 24" table jumper connect power in collaborative settings such as U-shaped, anytime a corner is created
- Connects any combination of Power Table Kits and table widths
- Order one less Table Jumper than number of tables being connected. Ex: For three tables, specify two jumpers

### SPECIFY

1. Model Number

MODEL NUMBER	TABLE WIDTH	TOTAL WT.	LIST PRICE
BETJ18	18"	.50	\$ 49
BETJ24	24"	.50	60



## H CONNECTOR

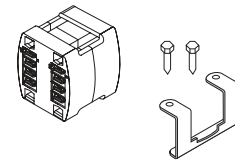
### CONSTRUCTION/FEATURES

- Splits power in multiple directions.
- Use when power source is in the center of a row of tables rather than at the end.
- 4 connection points - one power in and 3 out.

### SPECIFY

1. Model Number

MODEL NUMBER	DESCRIPTION	LIST PRICE
BEHC	4 Wire "H" Connector	\$ 19
BEHCMBK	H Connector Mounting Bracket Kit	8



## POWER INFEEDS

### CONSTRUCTION/FEATURES

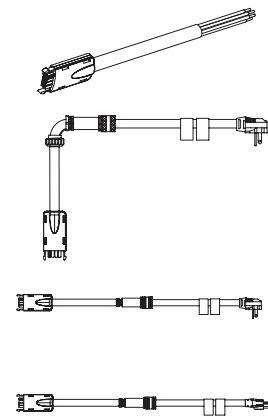
- Four types of power infeeds are offered:
  - Hardwire infeed – installed by a licensed electrician – UL Listed
  - 20 amp, 90 degree right angle plug infeed – UL Recognized, not UL Listed
  - 20 amp, right angle infeed – UL Recognized, not UL Listed
  - 20 amp, straight plug infeed – special wall receptacle required – UL Recognized, not UL Listed

### SPECIFY

1. Model Number

MODEL NUMBER	DESCRIPTION	LENGTH	TOTAL WT.	LIST PRICE
BEHWI6*	Direct Hardwire Infeed	6 ft.	1.5	\$ 105
BE90DRAPI6**	90° Right Angle Plug Infeed	6 ft.	1.5	160
BERAPI6**	Right Angle Plug Infeed	6 ft.	1.5	155
BESPI6**	Straight Plug Infeed	6 ft.	1.5	155

- \*Hardwired to building power source by licensed electrician then connect to receptacle in power system.
- \*\*Plugs into 20 amp wall outlet only. Connect to receptacle in power system. Circuit I only. UL Recognized, not UL Listed
- \*\*Requires 20 amp wall outlet



④  
Plug  
end view

# NEW MEDLEY®

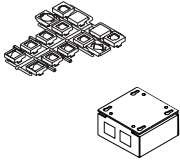
## DATA BOX

### CONSTRUCTION/FEATURES

- Data may be added using the Data Box Minitap with Voice Adaptor Kit.
- Includes (2) Duraloc velcro-type strips for mounting to metal and wood screws for mounting to wood.
- Accommodates two Keystone-style data jacks or couplers.

### SPECIFY

1. Model Number



MODEL NUMBER	DESCRIPTION	TOTAL WT.	LIST PRICE
BEDB	Data Box w/Voice Adaptor Kit	0.25	\$ 80

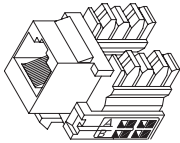
## RJ45 DATA JACKS

### CONSTRUCTION/FEATURES

- Packed 1 per bag.
- Contact Customer Service for availability of other data/voice Jacks and Couplers

### SPECIFY

1. Model Number

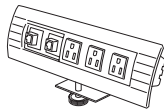


MODEL NUMBER	DESCRIPTION	TOTAL WT.	LIST PRICE
BERJ45	AMP 8-Pin, RJ45 Cat5e Data Jack	0.5	\$ 26

## CLAMP-ON POWER/DATA MODULE

### SPECIFY

1. Model Number



MODEL NUMBER	NOMINAL DIM.			TOTAL WT.	CUBIC FEET	LIST PRICE
	D	L	H			
CPOWER*	2½	10	3⅞	3	1.0	\$ 431