

# SMART TABLES® High Pressure Laminate

Smart Tables are ready to help you get the most out of your presentation rooms, teaching areas and conferencing sites. This furniture is designed to be versatile, mobile and adaptable to meet the ever-changing needs of today's world of business and learning. Choose from 3 different top shapes and optional casters

to easily reconfigure tables for many uses. Table tops feature 1¼" thick high pressure laminate top with a backer for stability, while perforated metal modesty panels offer an attractive solution. Optional wire management system channels cords horizontally and vertically while optional power/data module allows you to plug in

to power and data outlets. Choose from three distinctive base functions – free standing, tilt and folding. And now, Smart Tables are outfitted in the izzy+ flavors palette of materials and colors, bringing a fresh new look to an all time favorite.

## MODEL NUMBER BUILD

SF A RT H 1860	LTW	2MM	E40	P10	G
1. Model #	2.	3.	4.	5.	6.

## SPECIFY

1. Model Number
2. Top Color
3. Edge Type
4. Edge Color
5. Base and Modesty Panel Finish
6. Options

## 2. TOP COLOR

- Core Solid**  
**LBT** Dover White  
**LDM** Pearl  
**LB4** Folkstone  
**LDQ** Platinum  
**LCB** Earth  
**LDA** Citadel  
**LCD** Graphite  
**LAS** Black
- Classic Pattern**  
**LRP** Grey Mesh  
**LRC** Pewter Mesh  
**LPD** Platinum Drops  
**LWH** White Drops  
**LNT** Neutral Twill  
**LSR** Sarum Twill
- Classic Wood Grain**  
**LTS** Fusion Maple  
**LSV** Monticello Maple  
**LS2** Huntington Maple  
**LXW** Wild Cherry  
**LS4** Versailles Anigre  
**LTW** Empire Mahogany  
**LVK** Montana Walnut  
**LT6** Hemlock
- Evolving Wood Grain**  
**LCC** Smoky Brown Pear  
**LZ7** White Ash  
**LZ8** Weathered Ash  
**LZ9** Natural Ash  
**LCH** Cherry Riftwood

## 3. EDGE TYPE

- 2MM** ABS Edgeband  
**T-Mold** Smooth

## 4. 2MM EDGE COLOR

- Core Solid**  
**E30** White  
**E31** Neural White  
**E32** Platinum  
**E33** Folkstone  
**E34** Satin Silver  
**E35** Graphite  
**E36** Citadel  
**E37** Black  
**E38** Brown  
**E39** Earth
- Classic Wood Grain**  
**E40** Empire Mahogany  
**E41** Fusion Maple  
**E42** Monticello Maple  
**E43** Huntington Maple  
**E44** Wild Cherry  
**E45** Versailles Anigre  
**E46** Hemlock  
**E47** Montana Walnut

## OR

## 4. T-Mold EDGE COLOR

- V35** Graphite  
**V36** Citadel  
**V37** Black  
**V39** Earth

## 5. BASE FINISH (STBAC 22 available in black only)

- P06** Silver  
**P07** White  
**P09** Charcoal  
**P10** Black  
**P11** Alloy  
**P54** Mirror (Chrome)

## 6. OPTIONS

- C** Casters (see options on each page for upcharge note)
- G** Glides (std)
- W** Wire management system with grommets (see Accessories section for upcharge note)

# SMART TABLES® High Pressure Laminate

## CONSTRUCTION/FEATURES

- 1¼" thick high-pressure laminate top with T-mold or 2mm ABS edgeband
- 84" & 96" lengths require 3 bases & no stretcher bar
- 60" & 72" lengths use 1" x 1" metal support bar
- Use with Arch and T Bases – sold separately

## OPTIONS


- Modesty panels – perforated metal
- Power/data & power/communication modules
- Wire management (see Smart Table Accessories)

## SPECIFY

1. Model Number
2. Top Color
3. Edge Type
4. Edge Color
5. Base & Modesty Finish
6. Options

## Rectangular Tops (for Fixed/Shared – Arch & T Base)

MODEL NUMBER	SIZE IN INCHES	BASE STYLE	TOTAL WT.	CUBIC FEET	LIST PRICE	
					T-MOLD	2MM
<b>Rectangle</b>						
STS RT H 1848	18 x 48	A	30	1.8	\$ 271	\$ 271
STS RT H 1860	18 x 60	A	35	2.2	281	281
STS RT H 1872	18 x 72	A	40	2.7	319	319
STS RT H 1884*	18 x 84	A	45	3.5	373	373
STS RT H 1896*	18 x 96	A	50	3.5	389	389
STS RT H 2448	24 x 48	C	35	2.3	281	281
STS RT H 2460	24 x 60	C	45	2.9	306	306
STS RT H 2472	24 x 72	C	55	3.5	328	328
STS RT H 2484*	24 x 84	C	65	4.6	416	416
STS RT H 2496*	24 x 96	C	70	4.6	432	432
STS RT H 3048	30 x 48	D	45	2.9	289	289
STS RT H 3060	30 x 60	D	55	3.6	333	333
STS RT H 3072	30 x 72	D	70	4.3	376	376
STS RT H 3084*	30 x 84	D	80	5.7	465	465
STS RT H 3096*	30 x 96	D	90	5.7	476	476



RECTANGLE

\*Requires 3 bases. See base section for styles and requirements.

# SMART TABLES® High-Pressure Laminate

## Half Rounds (for Fixed/Shared – Arch & T Base)



HALF ROUND

MODEL NUMBER	SIZE IN INCHES	BASE STYLE	TOTAL WT.	CUBIC FEET	LIST PRICE	
					T-MOLD	2MM
STS HRD H 48	24 x 48	C	35	3.2	\$ 281	\$ 281
STS HRD H 60	30 x 60	D	55	3.6	332	332
STS HRD H 72	36 x 72	D	70	6.9	421	421

- Finished size dimensions are slightly undersized to allow a perfect fit at the end of two 24" or 30", or three 24" depth Smart Tables®

## Wedge Tops (for Fixed/Shared – Arch & T Base)



90° CORNER WEDGE

MODEL NUMBER	SIZE IN INCHES	BASE STYLE	TOTAL WT.	CUBIC FEET	LIST PRICE	
					T-MOLD	2MM
STS 90 H 18*	18 x 18	NA	10	1.5	\$ 145	\$ 145
STS 90 H 24*	24 x 24	NA	25	1.5	168	168
STS 90 H 30**	30 x 30	C	35	2.5	188	188

\* UPSable

\*\* STS 90 H 30 wedge requires one STB 22, STBAC 22 or STA 22 base in the center for support

- Four gangers and attaching thumbknobs included with each corner wedge

# SMART TABLES<sup>®</sup> High-Pressure Laminate

## Fixed/Shared – Arch & T Bases

### BASES

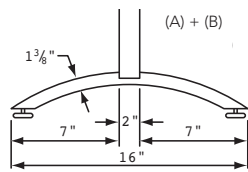
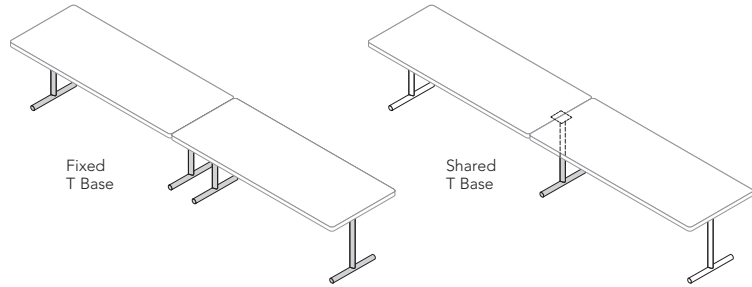
- Bases can be fixed or shared. Fixed base is secured to one top only, 2 or more required per top; shared base is secured to two tops, metal plate spans at seam of tops
- Tops sold separately - use with rectangular, half round, and wedge tops

### OPTIONS

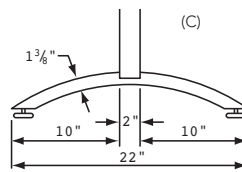
- 2" casters (does not change height, except STBAC 22) (+\$21) place a "C" after model #
- Thumbknobs, see Smart Tables Accessories

### SPECIFY

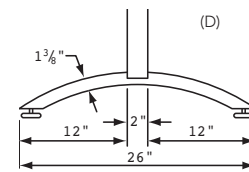
1. Model Number
2. Base Finish (STBAC 22 black only)
3. Options
4. Tops Model (last 2 pages)



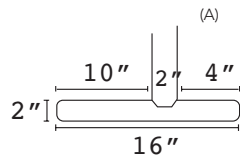
STA 16  
for 18" deep tops only



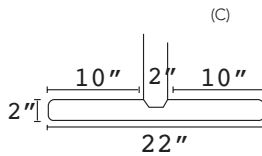
STA 22  
for 24" deep tops  
and 30" 90° wedge



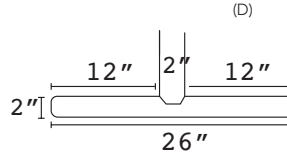
STA 26  
for 30" deep tops only



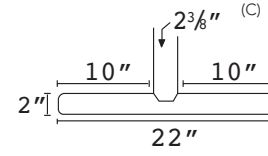
STB 16  
for 18" deep tops only



STB 22  
for 24" deep tops  
and 30" 90° wedge



STB 26  
for 30" deep tops only



STBAC 22 (Black only)  
(Adjustable Height)  
for 24" deep tops  
(48", 60" and 72" widths only)

MODEL NUMBER	SIZE IN INCHES	TOTAL WT.	CUBIC FEET	LIST PRICE	
				PAINT	P54 MIRROR (CHROME)
STA 16	16 x 27 <sup>3</sup> / <sub>4</sub>	10	4.0	\$ 235	NA
STA 22	22 x 27 <sup>3</sup> / <sub>4</sub>	11	4.0	254	NA
STA 26	26 x 27 <sup>3</sup> / <sub>4</sub>	12	4.6	263	NA
STB 16	16 x 27 <sup>3</sup> / <sub>4</sub>	14	4.0	180	+\$115
STB 22	22 x 27 <sup>3</sup> / <sub>4</sub>	17	4.0	193	+\$120
STB 26	26 x 27 <sup>3</sup> / <sub>4</sub>	19	4.6	197	+\$130
STBAC 22	22 x 27 <sup>3</sup> / <sub>4</sub> -39 <sup>3</sup> / <sub>4</sub>	15	2.5	476	NA

Price is per base and includes four attaching bolts (screws on STBAC 22) with each base, leveling glides included. Thumbknobs sold separately (not available on STBAC 22)

# SMART TABLES® High-Pressure Laminate

## CONSTRUCTION/FEATURES

- 1/4" thick high-pressure laminate top with T-mold or 2mm ABS edgeband
- 2" diameter Arch or T base metal base
- Folding tables use 1" x 1" metal support bar

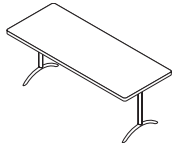
## OPTIONS

- 2" casters (does not change height) (+\$41) place a "C" after model #
- Power/data & power/communication modules
- Wire management (see Smart Table Accessories)
- P54 Mirror (Chrome) Base Upcharge available on T Base Models:  
18" + \$345  
24" + \$365  
30" + \$395

## SPECIFY

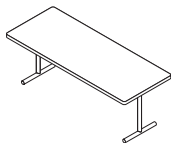
1. Model Number
2. Top Color
3. Edge Type
4. Edge Color
5. Base & Modesty Finish
6. Options

## Rectangular Tops (with Folding Arch Base)



MODEL NUMBER	SIZE IN INCHES	TOTAL WT.	CUBIC FEET	LIST PRICE	
				T-MOLD	2MM
SF A RT H 1860	18 x 60	76	3.9	\$ 1146	\$ 1146
SF A RT H 1872	18 x 72	106	4.7	1185	1185
SF A RT H 1884	18 x 84	126	6.2	1233	1233
SF A RT H 1896	18 x 96	146	6.2	1272	1272
SF A RT H 2460	24 x 60	104	5.1	1216	1216
SF A RT H 2472	24 x 72	124	6.2	1240	1240
SF A RT H 2484	24 x 84	144	8.2	1329	1329
SF A RT H 2496	24 x 96	164	8.2	1404	1404
SF A RT H 3060	30 x 60	133	6.4	1313	1313
SF A RT H 3072	30 x 72	143	7.6	1367	1367
SF A RT H 3084	30 x 84	162	10.1	1382	1382
SF A RT H 3096	30 x 96	183	10.1	1477	1477

## Rectangular Tops (with Folding T Base)



MODEL NUMBER	SIZE IN INCHES	TOTAL WT.	CUBIC FEET	LIST PRICE	
				T-MOLD	2MM
SF T RT H 1860	18 x 60	90	3.9	\$ 932	\$ 932
SF T RT H 1872	18 x 72	110	4.7	968	968
SF T RT H 1884	18 x 84	130	6.2	1010	1010
SF T RT H 1896	18 x 96	150	6.2	1043	1043
SF T RT H 2460	24 x 60	110	5.1	988	988
SF T RT H 2472	24 x 72	130	6.2	1011	1011
SF T RT H 2484	24 x 84	150	8.2	1086	1086
SF T RT H 2496	24 x 96	170	8.2	1152	1152
SF T RT H 3060	30 x 60	140	6.4	1069	1069
SF T RT H 3072	30 x 72	150	7.6	1116	1116
SF T RT H 3084	30 x 84	170	10.1	1131	1131
SF T RT H 3096	30 x 96	190	10.1	1212	1212

# SMART TABLES® High-Pressure Laminate

## CONSTRUCTION/FEATURES

- 1/4" thick high-pressure laminate top with T-mold or 2mm ABS edgeband
- 2" diameter Arch metal base
- 60"-96" tables use 1" x 1" metal support bar

## OPTIONS

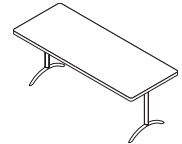
- 2" casters (does not change height) (+\$41) place a "C" after model #
- Power/data & power/communication modules
- Wire management (see Smart Table Accessories)
- P54 Mirror (Chrome) Base Upcharge available on T Base Models:  
18" + \$345  
24" + \$365  
30" + \$395

## SPECIFY

1. Model Number
2. Top Color
3. Edge Type
4. Edge Color
5. Base & Modesty Finish
6. Options

## Rectangular Tops (with Tilt Arch Base)

MODEL NUMBER	SIZE IN INCHES	TOTAL WT.	CUBIC FEET	LIST PRICE	
				T-MOLD	2MM
ST A RT H 1848	18 x 48	66	3.2	\$ 1107	\$ 1107
ST A RT H 1860	18 x 60	76	3.9	1139	1139
ST A RT H 1872	18 x 72	106	4.7	1180	1180
ST A RT H 1884	18 x 84	126	6.2	1231	1231
ST A RT H 1896	18 x 96	146	6.2	1268	1268
ST A RT H 2448	24 x 48	94	4.1	1166	1166
ST A RT H 2460	24 x 60	104	5.1	1209	1209
ST A RT H 2472	24 x 72	124	6.2	1239	1239
ST A RT H 2484	24 x 84	144	8.2	1357	1357
ST A RT H 2496	24 x 96	164	8.2	1392	1392
ST A RT H 3048	30 x 48	121	5.1	1184	1184
ST A RT H 3060	30 x 60	133	6.4	1310	1310
ST A RT H 3072	30 x 72	143	7.6	1364	1364
ST A RT H 3084	30 x 84	162	10.1	1389	1389
ST A RT H 3096	30 x 96	183	10.1	1397	1397



## Half Round Tops (with Tilt Arch Base)

MODEL NUMBER	SIZE IN INCHES	TOTAL WT.	CUBIC FEET	LIST PRICE	
				T-MOLD	2MM
ST A HRD H 48	24 x 48	104	4.6	\$1168	\$ 1168
ST A HRD H 60	30 x 60	128	6.4	1313	1313
ST A HRD H 72	36 x 72	143	8.4	1332	1332



- Not available with modesty panel
- Finished size dimensions are slightly undersized to allow a perfect fit at the end of two 24" or 30", or three 24" depth Smart Tables®

# SMART TABLES® High-Pressure Laminate

## CONSTRUCTION/FEATURES

- 1¼" thick high-pressure laminate top with T-mold or 2mm ABS edgeband
- 2" diameter T base metal base

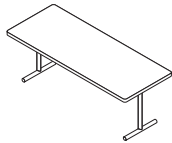
## OPTIONS

- 2" casters (does not change height) (+\$41) place a "C" after model #
- Power/data & power/communication modules
- Wire management (see Smart Table Accessories)
- P54 Mirror (Chrome) Base Upcharge available on T Base Models:  
18" + \$345  
24" + \$365  
30" + \$395

## SPECIFY

1. Model Number
2. Top Color
3. Edge Type
4. Edge Color
5. Base & Modesty Finish
6. Options

## Rectangular Tops (with Tilt T Base)



MODEL NUMBER	SIZE IN INCHES	TOTAL WT.	CUBIC FEET	T-MOLD	LIST PRICE	2MM
ST T RT H 1848	18 x 48	85	3.2	\$ 898	\$ 898	\$ 898
ST T RT H 1860	18 x 60	90	3.9	926		926
ST T RT H 1872	18 x 72	110	4.7	961		961
ST T RT H 1884	18 x 84	130	6.2	1005		1005
ST T RT H 1896	18 x 96	150	6.2	1037		1037
ST T RT H 2448	24 x 48	100	4.1	942		942
ST T RT H 2460	24 x 60	120	5.1	980		980
ST T RT H 2472	24 x 72	140	6.2	1006		1006
ST T RT H 2484	24 x 84	150	8.2	1110		1110
ST T RT H 2496	24 x 96	170	8.2	1141		1141
ST T RT H 3048	30 x 48	110	5.1	958		958
ST T RT H 3060	30 x 60	130	6.4	1066		1066
ST T RT H 3072	30 x 72	150	7.6	1115		1115
ST T RT H 3084	30 x 84	170	10.1	1134		1134
ST T RT H 3096	30 x 96	190	10.1	1141		1141

## Half Round Top (with Tilt T Base)



MODEL NUMBER	SIZE IN INCHES	TOTAL WT.	CUBIC FEET	T-MOLD	LIST PRICE	2MM
ST T HRD H 48	24 x 48	110	4.6	\$ 944	\$ 944	\$ 944
ST T HRD H 60	30 x 60	135	6.4	1068		1068
ST T HRD H 72	36 x 72	150	8.4	1087		1087

- Not available with modesty panel
- Finished size dimensions are slightly undersized to allow a perfect fit at the end of two 24" or 30", or three 24" depth Smart Tables®

Accessories available for the Smart Tables includes Thumbknob Kit, Ganger Kit, Flat bracket, Table Truck, Power/Data Modules, Wire Management and Power/Communication Modules.

## MODEL NUMBER BUILD

<u>STRUCK</u>	<u>P06</u>
1. Model #	2.

## SPECIFY

1. Model Number
2. Paint Finish  
(if applicable)

## 2. PAINT FINISH (IF APPLICABLE)

- P06 Silver
- P07 White
- P09 Charcoal
- P10 Black
- P11 Alloy



# SMART TABLES® Accessories

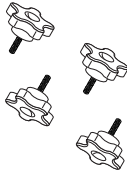
## THUMBKNOB KIT

### CONSTRUCTION/FEATURES

- 4 thumbknobs to replace bolts for ease of re-configuration on fixed, shared or post base tables

### SPECIFY

1. Model Number



MODEL NUMBER	D	NOMINAL DIM. W	H	TOTAL WT.	CUBIC FEET	LIST PRICE
THUMBKNOB*				1	0.5	\$ 15

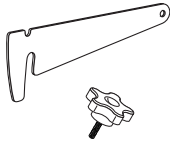
## GANGER KIT

### CONSTRUCTION/FEATURES

- 2 black metal gangers & 4 thumbknobs to be used to gang fixed, shared, folding or tilt base tables

### SPECIFY

1. Model Number

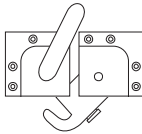


MODEL NUMBER	DIMENSIONS W X L	TOTAL WT.	CUBIC FEET	LIST PRICE
GANGER*	8 x 2-7/8 (each ganger)	3	0.5	\$ 44

## LEVEL LOCK

### SPECIFY

1. Model Number



MODEL NUMBER	LIST PRICE
LLOCK	\$ 79

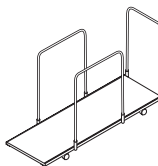
## TABLE TRUCKS

### CONSTRUCTION/FEATURES

- Stores 16 fixed or shared tops (no thumbknobs), 13 fixed or shared tops (thumbknobs) or 6 folding base tables
- UPSable (shown with \*)

### SPECIFY

1. Model Number
2. Paint Finish



MODEL NUMBER	DIMENSIONS D X W X H	TOTAL WT.	CUBIC FEET	LIST PRICE
STRUCK 6	33 x 74 x 44	200	10.0	\$1287
48", 60" and 72" Tables				
STRUCK 8	33 x 98 x 44	275	15.0	1406
84" and 96" Tables				

\*UPSable

\*\*UPSable with travel pack + \$8 net (place a "TP" after model number and indicate UPS as preferred shipping method)

## POWER/DATA MODULES

### CONSTRUCTION/FEATURES

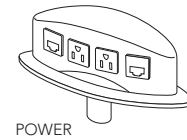
- UL approved, rating 15 AMP/125 volt, includes two RJ-45 cat5 data jacks and 6' molded plug cord set.
- POWER modules requires purchase of wire management system

### SPECIFY

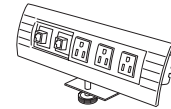
1. Model Number

MODEL NUMBER	EXACT DIM. D X W X H	TOTAL WT.	CUBIC FEET	LIST PRICE
POWER*	3¼ x 8¾ x 2¾	3	1.0	\$ 273
CPOWER*	2½ x 10 x 3½	3	1.0	431

\* UPSable



POWER



CPOWER

## WIRE MANAGEMENT SYSTEMS

### CONSTRUCTION/FEATURES

- Use with 24" and 30" deep rectangular, tops with arch or T bases

### OPTIONS

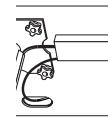
- 48" & 60" tables, includes 2 grommets, 1 four-channel and 1 vertical wire manager (+\$90) place a "W" after model #
- 72" tables, includes 2 grommets, 2 four-channel and 1 vertical wire manager (+\$116) place a "W" after model #
- 84" & 96" tables, includes 3 grommets, 2 four-channel and 1 vertical wire manager (+\$116) place a "W" after model #

### SPECIFY

1. add "W" after model #

MODEL NUMBER	GROMMETS	FOUR-CHANNEL WIRE MANAGERS	UPCHARGE TO PRICE OF TABLE
<b>Wire Management</b>			
48" and 60" Tables	2	1	\$ 90
72" Tables	2	2	116
84" and 96" Tables	3	2	116

MODEL NUMBER	LIST PRICE
<b>Four-Channel Wire Managers</b>	
WM4C*	\$ 45
<b>Vertical Wire Managers</b>	
WMV*	24



FOUR-CHANNEL WIRE MANAGER



VERTICAL WIRE MANAGER